



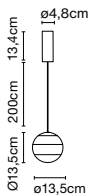
# Dipping Light

## Jordi Canudas

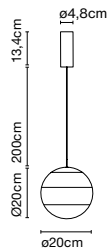
**marset**



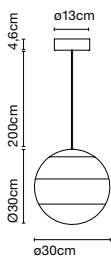
**Dipping Light 13**



**Dipping Light 20**



**Dipping Light 30**



**Dipping Light 13**

LED SMD 6W 350mA 2700K CRI90  
Delivered Lumens - 203lm  
(included)

**Dipping Light 20**

LED SMD 6W 350mA 2700K CRI90  
Delivered Lumens - 231lm  
(included)

**Dipping Light 30**

LED SMD 11.5W 700mA 2700K CRI90  
Delivered Lumens - 380lm  
(included)

Black electrical cord

**Watch video**  
info@marset.com  
www.marset.com

**Hand-blown glass lamp in glossy white with different layers of paint. A polycarbonate cover at the top rounds out the spherical shape.**

- White
- Blue
- Green
- Ambar
- Pink
- Black

- [Download](#) Assembly instructions
- [Download](#) Energy label
- [Download](#) 2D
- [Download](#) 3D
- [Download](#) Photometric data

**Range**

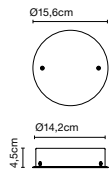


The new suspension Dipping Light gets rid of everything to keep only the essential, with colour taking centre stage. When using several lamps to make a composition, the visual effect is mesmerising. This new version comes in three sizes, with 13,5, 20 and 30 cm diameters.

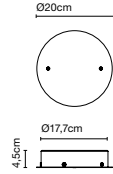
**For mounted canopy installation**

Take into account the total power in watts, the power of the driver, and the wire entry points of the canopy. The total wattage of the selected lamps elements cannot exceed the max wattage of the canopy's driver. Therefore, you must choose your canopy/driver by the power required. Finally, the number of lamps installed in a single canopy cannot exceed the number of wire entry points of that canopy.

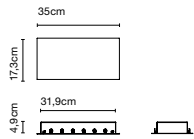
**Canopy 20W/ Circular**



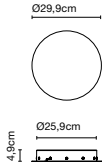
**Canopy 50W/ Circular**



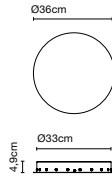
**Canopy 50W/ Rectangular**



**Canopy 50W/ Circular**



**Canopy 100W/ Circular**



**Dipping Light 13 - 24V**

LED SMD 5,2W 24V 2700K CRI90  
Lamp source - 480lm  
(incluido)

**Dipping Light 20 - 24V**

LED SMD 5,2W 24V 2700K CRI90  
Lamp source - 480lm  
(incluido)

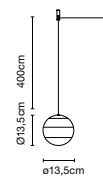
**Dipping Light 30 - 24V**

LED SMD 9,9W 24V 2700K CRI90  
Lamp source - 990lm  
(incluido)

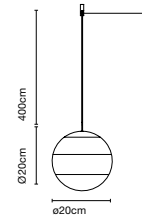
**Wire entry points**

Canopy 20W/ Circular	3
Canopy 50W/ Circular	5
Canopy 50W/ Rectangular	9
Canopy 50W/ Circular	9
Canopy 100W/ Circular	19

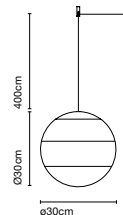
**Dipping Light 13 - 24V**



**Dipping Light 20 - 24V**



**Dipping Light 30 - 24V**



Black electrical cord

This system makes it possible to connect several suspension lamps into a single point of light, offering the absolute freedom to build with light. The Cluster accessory helps to illuminate large spaces or create compositions with the Dipping Light collection or the Ginger 20 model.