

- PENDANTS: one
- CABLE LENGTH: 2290mm (90")
- LAMPING: 1.5w LED
- PLUG TYPE: Type A - 110V  
Type C - 230V  
Type G - 230V  
Type I - 230V
- INSTALLATION: preset length, composed during installation. May also be wall mounted.
- MATERIALS: blown glass, black flexible cord with brass base and dial control
- WEIGHT: approximately 2.75kg (6.1lb)
- POWER SUPPLIES: integral

#### DESCRIPTION

The 't' designation in this variation on the 100 refers to its use as a table light. The table light has a 2290mm (90") long flexible cable with dial control for on/off/dimming. There is notch on the back of the pendant base and dial control for wall mounting.

100 brings multiple glass artists together in a performative act. Molten glass bubbles are prepared and then smashed together to produce unpredictable interlocking glass forms.

#### NOTES

- + Purchase replacement lamps online at [www.bocci.com/shop/bulbs](http://www.bocci.com/shop/bulbs)
- + **The brass base and dial control are untreated and, as such, will develop a natural patina over time.**

US Patent Pending  
EU Patent # 008526131-0001

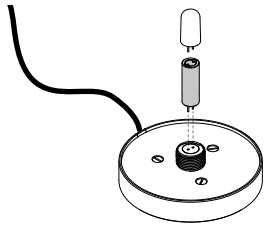
Table Light:  
EU Patent # 007775283-0001

Made in Vancouver, Canada

Vancouver  
[sales@bocci.com](mailto:sales@bocci.com)  
[www.bocci.com](http://www.bocci.com)

Berlin  
[europe@bocci.com](mailto:europe@bocci.com)  
[www.bocci.com](http://www.bocci.com)

TABLE LIGHT  
**100t** PRODUCT SPECIFICATION



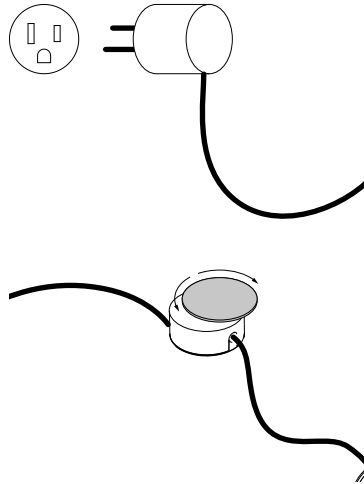
1

Please note that the crisp cut edges of the 100 pendants are fragile and can chip if not handled with care when installing and cleaning.

Bocci recommends wearing gloves during the installation. The edges of the glass may be sharp to handle.

Bocci LED lamps included.

Carefully plug the lamp into the lamp adapter, and the lamp adapter in the socket.



2

Plug in table light. Turn the dial to check power to lamp is working correctly.

WALL MOUNTED

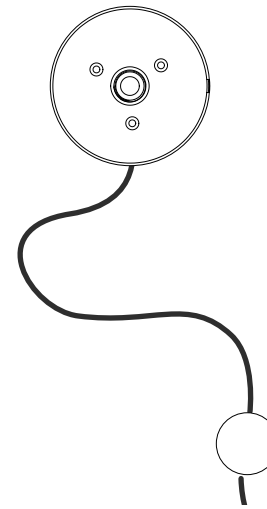


3

For wall mounted:

Mark hanging location on wall. Insert appropriate anchor and screw (not included) in the wall.

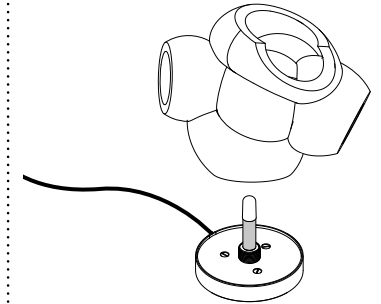
WALL MOUNTED



4

For wall mounted:

Hang the pendant and dial on the wall. Position the flexible cord as desired.



5

Gently thread glass onto the base.

Clean fingerprints from surfaces.

For additional assistance, please contact Bocci:

**Vancouver**  
sales@bocci.com  
www.bocci.com

**Berlin**  
europe@bocci.com  
www.bocci.com

US Patent Pending  
EU Patent # 008526131-0001

Table Light:  
EU Patent # 007775283-0001

Made in Vancouver, Canada

TABLE LIGHT

100t

PRODUCT INSTALLATION INSTRUCTIONS

© 2022, Bocci Design and Manufacturing Inc. All rights reserved. Any inquiries should be directed to: info@bocci.com

**BOCCI**