

VOLTA

A-3530 / A-3531
wall lamp

Date	Type
Project	
Location	
Model #	Quantity
Specifier	

Description

Metallic wall lamp with a curved arm, cylindrical aluminium head and (PMMA) lens diffuser.
50° angle acrylic optic lens conversion kit is optional.

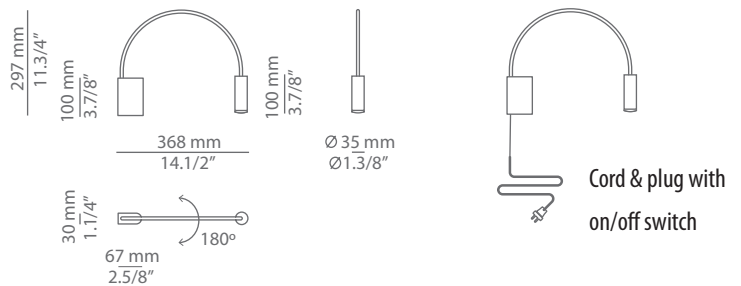


Pictures above might not show the specified dimensions or material. They are for illustration purposes only.

Ordering information

Product Code	Lamp	Finish body	Finish head	Accessories
A-3530-W	LED 6,1W (2700K / Ang 120° / >80 CRI 350mA) / Universal Voltage (included) Typ* 665 lumens A+ Non Dimmable	26 BLK Black 71 WH White CUSTOM	26 BLK Black 61 S GLD Satin Gold 71 WH White CUSTOM	50° angle acrylic optic lens conversion kit E67353001 Cord & Plug with on/off switch

Product Code	Lamp	Finish body	Finish head	Accessories
A-3530-M	LED 6,1W (3000K / Ang 120° / >80 CRI 350mA) / Universal Voltage (included) Typ* 703 lumens A+ Non Dimmable	26 BLK Black 71 WH White CUSTOM	26 BLK Black 61 S GLD Satin Gold 71 WH White CUSTOM	50° angle acrylic optic lens conversion kit E67353001 Cord & Plug with on/off switch



VOLTA

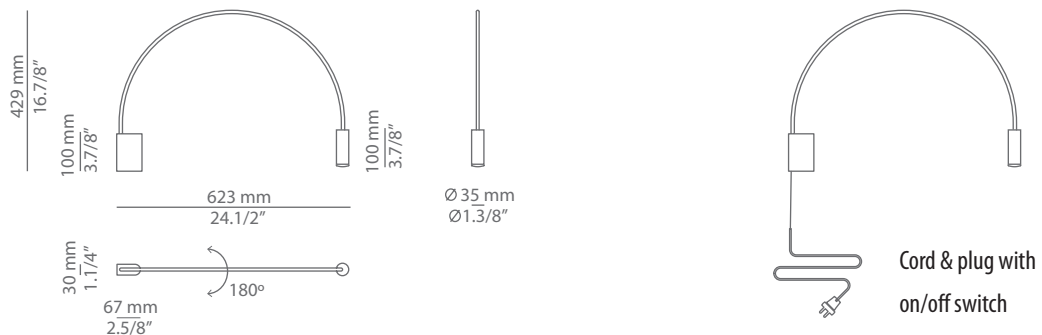
A-3530 / A-3531
wall lamp

Date	Type
Project	
Location	
Model #	Quantity
Specifier	

Ordering information

Product Code	Lamp	Finish body	Finish head	Accessories
A-3531-W	LED 6,1W (2700K / Ang 120° / >80 CRI 350mA) / Universal Voltage (included) Typ* 665 lumens A++ Non Dimmable	26 BLK Black 71 WH White CUSTOM	26 BLK Black 61 S GLD Satin Gold 71 WH White CUSTOM	50° angle acrylic optic lens conversion kit E67353001 Cord & Plug with on/off switch

Product Code	Lamp	Finish body	Finish head	Accessories
A-3531-M	LED 6,1W (3000K / Ang 120° / >80 CRI 350mA) / Universal Voltage (included) Typ* 703 lumens A++ Non Dimmable	26 BLK Black 71 WH White CUSTOM	26 BLK Black 61 S GLD Satin Gold 71 WH White CUSTOM	50° angle acrylic optic lens conversion kit E67353001 Cord & Plug with on/off switch



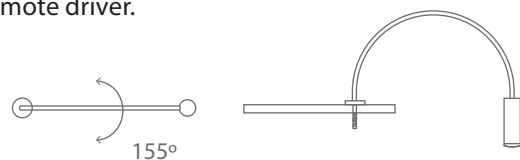
SPECIAL REQUIREMENTS

Custom finishes and versions

We offer custom plated or RAL finishes.
Alternate lamping and sizes available for projects.
Consult our offices.

Custom bolted down wall sconce

Can be bolted down to tables, headboards and other.
Remote driver.



Special instructions