

anony

6 - 200 Queens Quay E.
Toronto, ON
M5A 4K9
+1 416 994 9617
info@anony.ca




Photo: PHS-BBRS

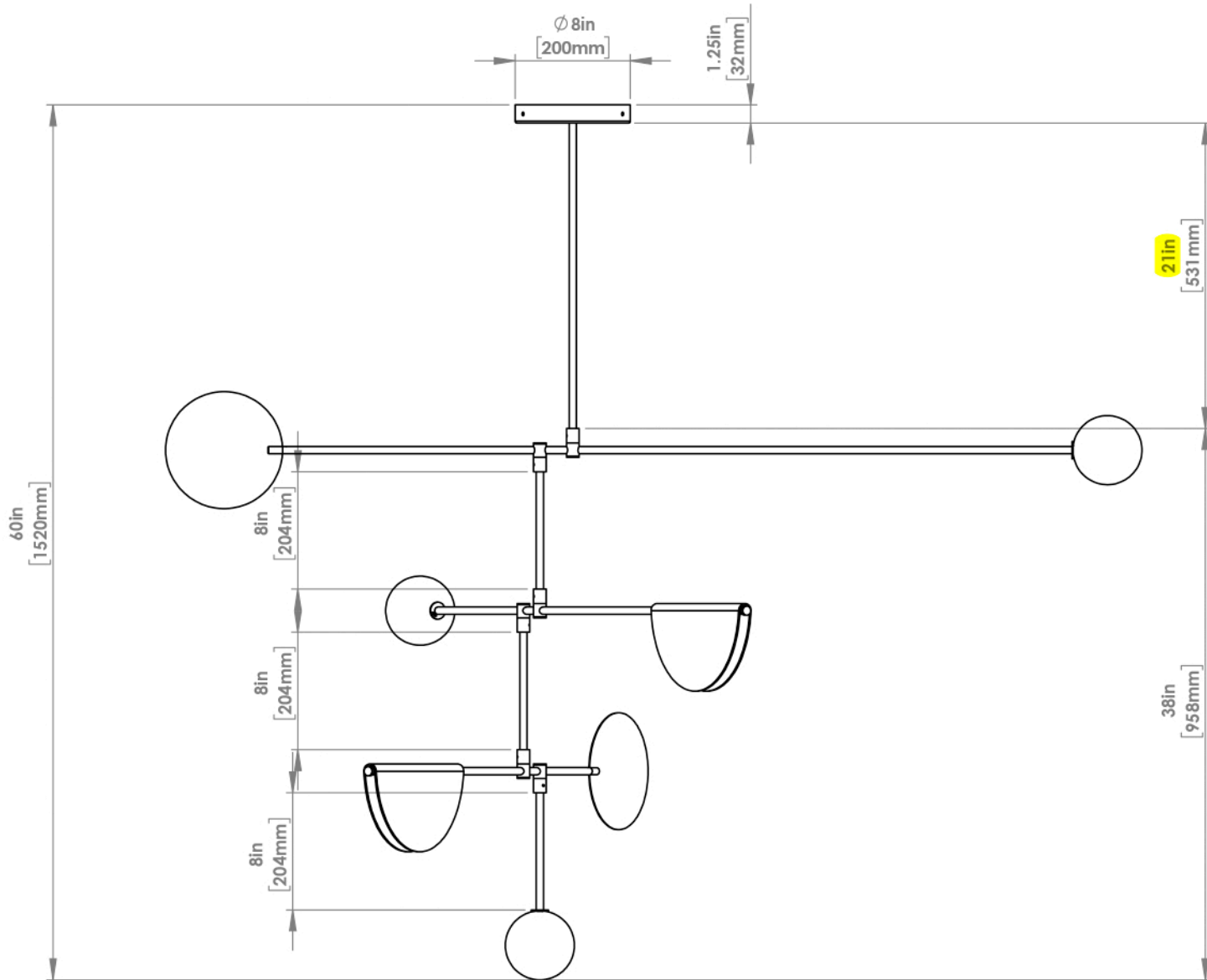
Phase. Chandelier

Inspired by the exquisite balancing act found in hanging kinetic mobiles. Phase light is an interpretation of a circle in three forms: a sphere, a disc, and a melted semi-circle. This vertical fixture is built from the bottom up to stay balanced. Every component of each tier is hand finished and weighted precisely before being attached to the arm. Each tier acts as a predictably weighted foundation for the tier above, where the process repeats. Phase conceals its wires inside the arms while maintaining perfect parallel line structures. Rather than relying on adjustable parts—which shift over time and alter the geometry of the fixture—Phase achieves a fixed equilibrium with weight and steel piping.

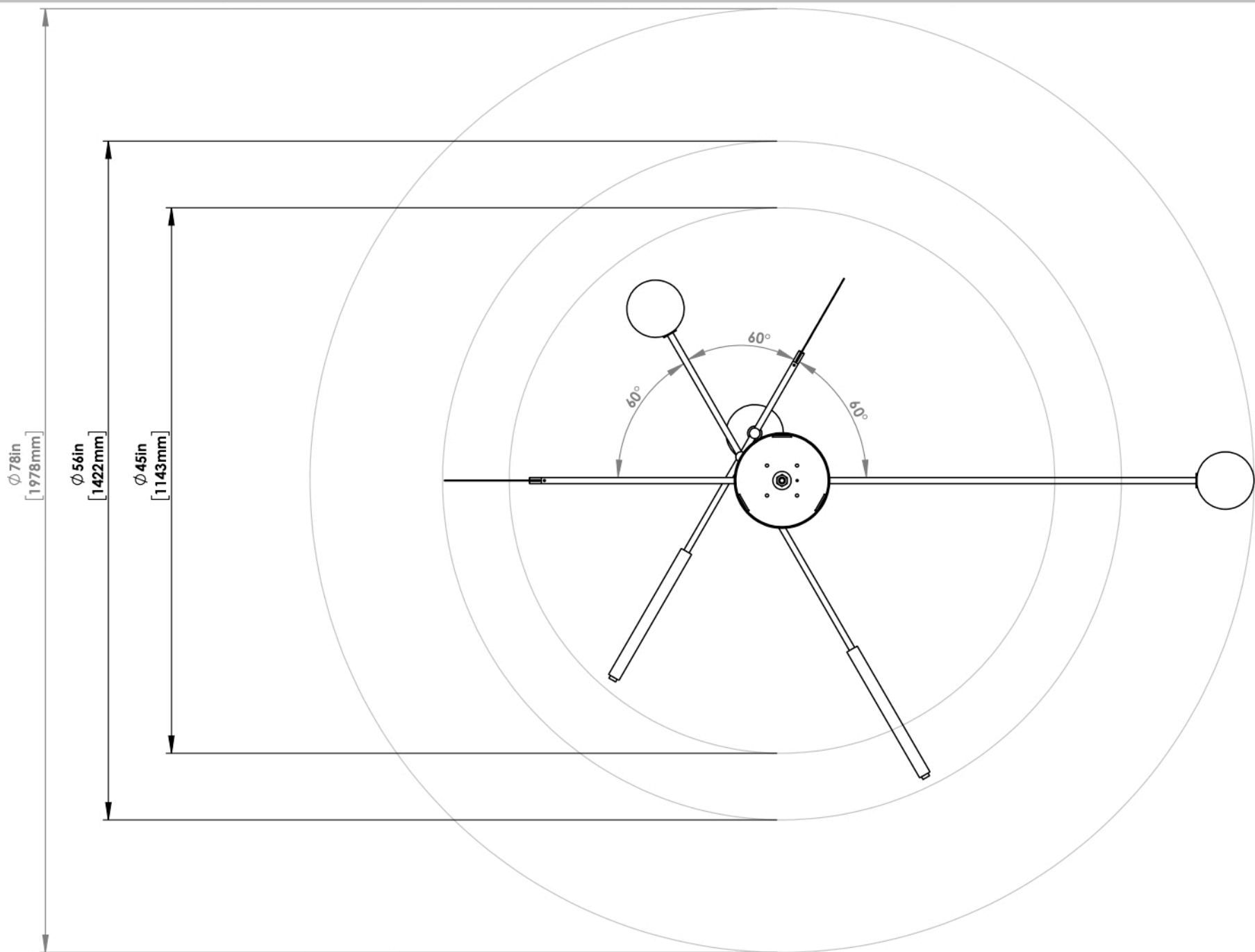
Product Code

Model Finish

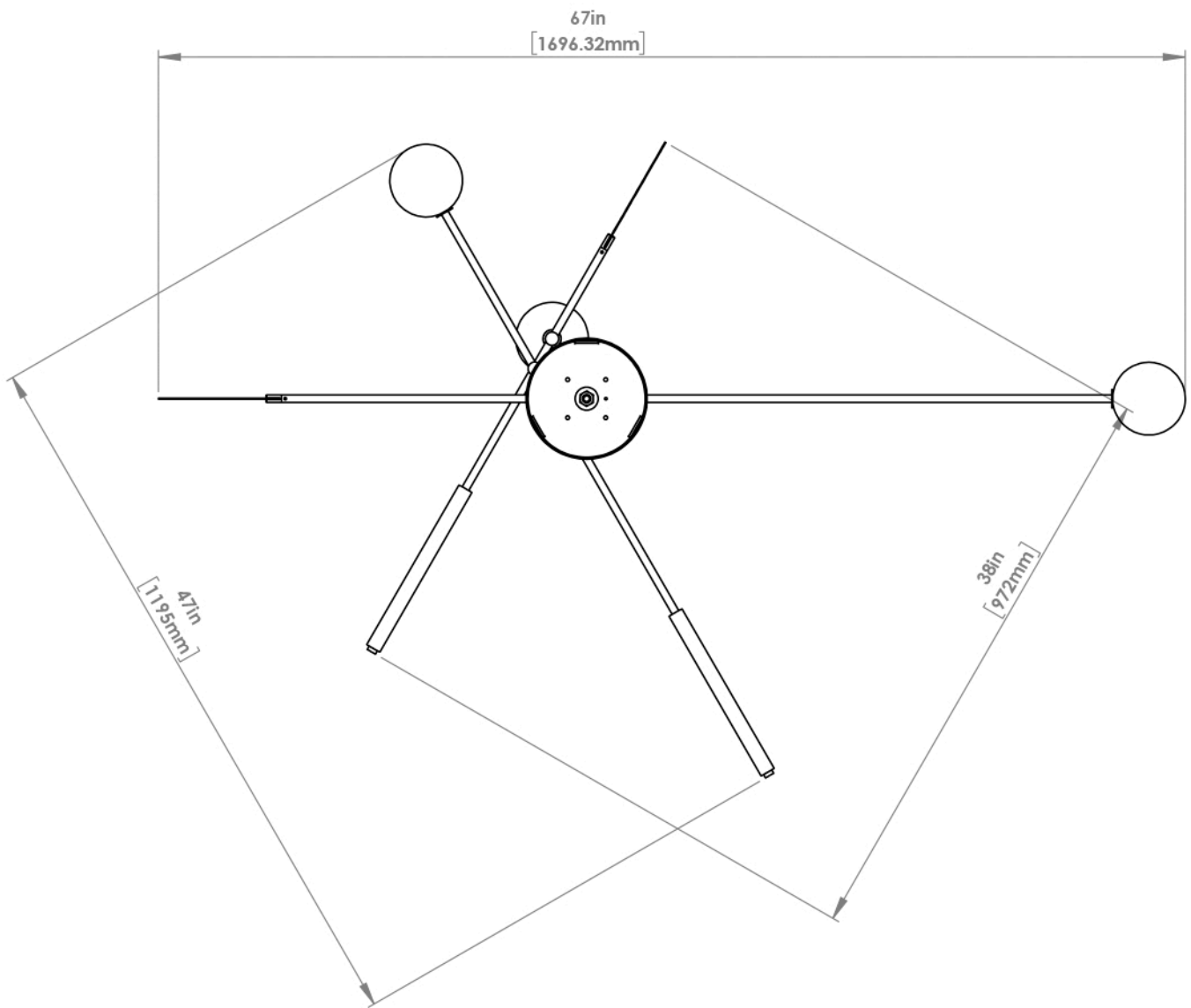
Model PHS	Dimension OD5ft - 6ft OD1.5m - 1.8m	Canopy Dimension Ø8in Ø200mm	Dimming Contact Studio	Input Voltage 120V 60Hz
Finish BBRS Brushed Brass	Material Steel Aluminum Plexiglass LED	Weight 15lbs 6.8kg	Driver Integral in Canopy	Output Voltage 12V
	Mounting J-Box	Temperature 2700K 3000K	Lamping 80CRI 5.4W 450-510lm	Certification 
			Lamp Life 25K hours	



CLIENT: ANONY		PROJECT: ANONY STANDARD		PART: ASSEMBLY	
DRAWN BY: CLO	QUANTITY: 1X	LAMPING: LED G4 - 2700K or 3000K	MATERIAL: STEEL	WEIGHT: 16 lbs	
DATE: 7/25/2019	SCALE: 1:11	VOLTAGE: 120V	FINISH: BRUSHED BRASS	REV: 1	SHEET 1 OF 3



CLIENT: ANONY		PROJECT: ANONY STANDARD		PART: ASSEMBLY	
DRAWN BY: CLO	QUANTITY: 1X	LAMPING: LED G4 - 2700K or 3000K	MATERIAL: STEEL	WEIGHT: 16 lbs	
DATE: 7/25/2019	SCALE: 1:11	VOLTAGE: 120V	FINISH: BRUSHED BRASS	REV: 1	SHEET 2 OF 3



CLIENT: ANONY		PROJECT: ANONY STANDARD		PART: ASSEMBLY	
DRAWN BY: CLO	QUANTITY: 1X	LAMPING: LED G4 - 2700K or 3000K	MATERIAL: STEEL	WEIGHT: 16 lbs	
DATE: 7/25/2019	SCALE: 1:11	VOLTAGE: 120V	FINISH: BRUSHED BRASS	REV: 1	SHEET 3 OF 3