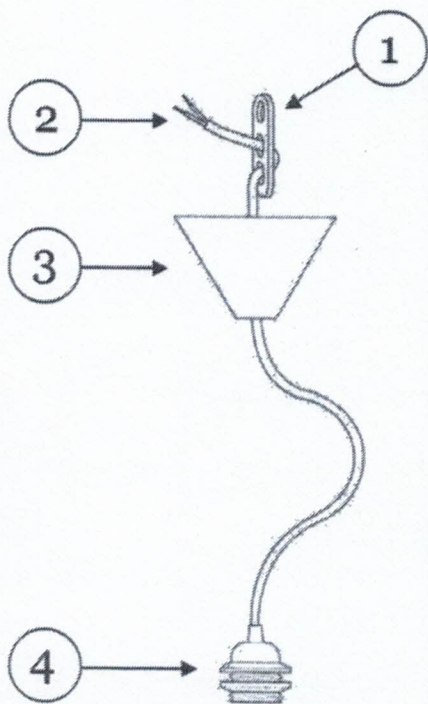


# users guide




1. Cable is attached to ceiling hook with plastic loop. Length can be adjusted by sliding cable through loop. Cable length is 2 meters.

2. Electrical wire is connected to mains power.  
**Important notice :** Make sure power is turned off !  
Always use a professional for electricity installations!

3. Ceiling cup is pushed up against ceiling.  
Secure cup to it's place with tightening screw.

4. E27 lamp holder is attached to lamp shade.  
Please tighten lamp holder ring securely.



5. Attach light bulb to lamp holder. Max 60W !

## **Important notice :**

Use max 60W light bulbs only !

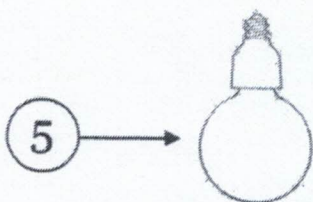
We recommend using LED or compact fluorescent lights ( CFL ).

Recommended size is G40 (also known as Globe bulbs).

For example:

OSRAM DULUXSTAR GLOBE 18W

MEGAMAN GLOBE 20W



# **pilke 80**

PENDANT LIGHT

**SHOWROOM  
FINLAND**

Vanha Talvitie 15 B  
00580 Helsinki, Finland  
tel +358 10 526 1600  
info@showroomfinland.fi  
www.showroomfinland.fi