

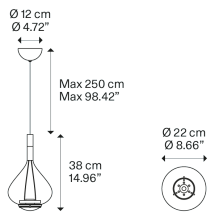
Sky-Fall,
Design by Studio Italia Design

Model Sky-Fall medium

In Sky-Fall, the traditional glass processing techniques embrace the most advanced LED technologies. The shape of Sky-Fall captures the imagination in its reminiscence of ancient decanters in precious blown glass. Its function amazes thanks to the innovative double 10 W LED source that diffuses direct and indirect light. Available in two sizes and in five finishes, Sky-Fall decorates both when it is on and when it is off.



Sky-Fall medium








Light source






LED
2700 K
2 x 10 W / 1815 lm
350 mA
CRI 95
MacAdam 3-Step

LED and driver included

Structure: Metal

-  Chrome
-  Chrome
-  Chrome
-  Chrome
-  Chrome

Diffuser: Blown glass


-  Clear 148001
-  Glossy Bronze 148002
-  Chrome 148005
-  Rose Gold 148008
-  Glossy Smoke 148009

Net weight: 1.65 kg

Parcels: 2



IP20

Energy Saving 

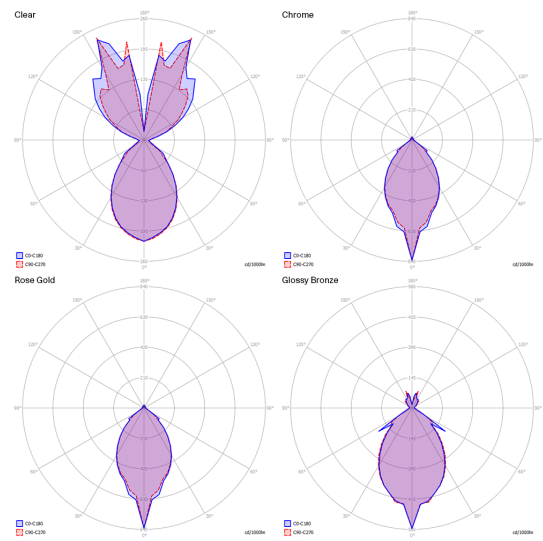
Dim Triac 



Sky-Fall medium

LED
 2700 K
 2 x 10 W / 1815 lm
 350 mA
 CRI 95
 MacAdam 3-Step

Polar diagram



Options of Sky-Fall



Sky-Fall large