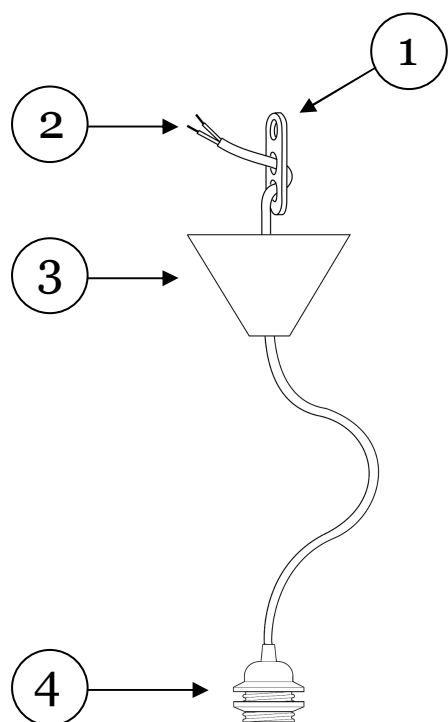


users guide



1. Cable is attached to ceiling hook with plastic loop. Length can be adjusted by sliding cable through loop. Cable length is 2 meters.

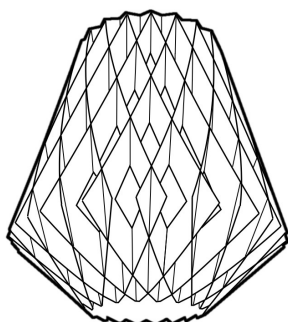
2. Electrical wire is connected to mains power.

Important notice :

Make sure power is turned off !

Always use a professional for electricity installations!

3. Ceiling cup is pushed up against ceiling. Secure cup to it's place with tightening screw.

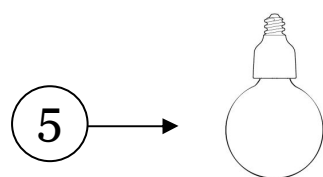


4. E27 lamp holder is attached to lamp shade. Please tighten lamp holder ring securely.

5. Attach light bulb to lamp holder.

Important notice :

Use max 60W light bulbs only !



We recommend using compact fluorescent lights (CFL)

For example:

OSRAM DULUXSTAR Mini Globe 11 W

MEGAMAN CLASSIC 11 W

pilke 28

PENDANT LIGHT

**SHOWROOM
FINLAND**

Pohjoisranta 2 E 1
00170 Helsinki, Finland
tel +358 9 6811 940
fax +358 9 6811 9450
info@showroomfinland.fi
www.showroomfinland.fi