

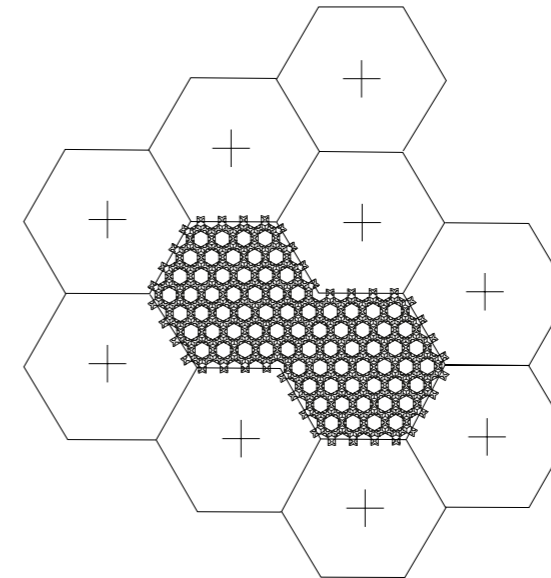
NUVEM - MODULAR SUSPENSION

DESIGN BY MIGUEL ARRUDA

TECHNICAL SPECIFICATIONS

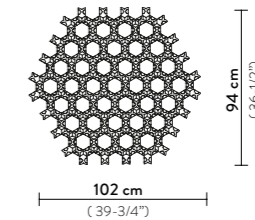


NUVEM SUSPENSION
(5 MODULES)



Modules of 1 sq. meter can be joined in infinite combinations; bidirectional illumination.

Moduli da 1 mq. con luce bidirezionale componibili all'infinito



<p>MODULAR SUSPENSION 2 X 8W GU10 PAR 16 LED Bidirectional Bulbs</p>	<p>ADDITIONAL SPOTLIGHT 2 X 8W GU10 PAR 16 LED Bidirectional Bulbs</p>	<p>CANOPY 1 canopy max 6 electric wires</p>
	<p>WIRE CEILING ANCHOR</p>	
<p>Made of: Opalflex® With: GU10 Bulbs on request, Standard cable Kit 6 m. Canopy not included Colour: <input type="checkbox"/> WHITE</p>	<p>Made of: Steel With: GU10 Bulbs on request, Standard cable Kit 6 m. Colour: <input type="checkbox"/> WHITE RAL 9016</p>	<p>Made of: Steel With: GU10 Bulbs on request, Standard cable Kit 6 m. Colour: <input type="checkbox"/> WHITE RAL 9016</p>

CANOPY DETAILS



NUVEM

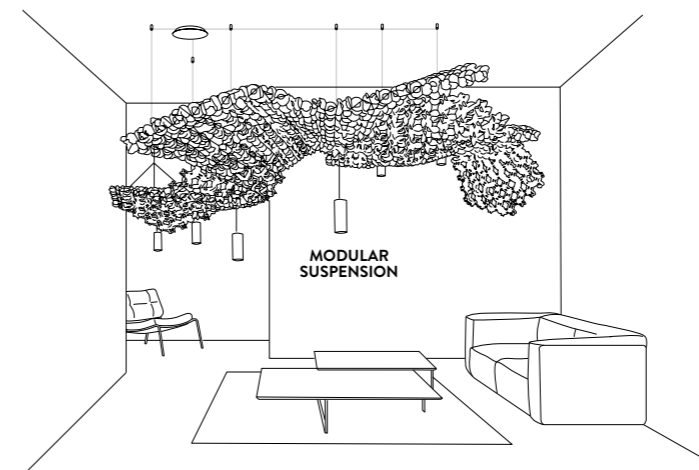
Ø 18 / 12 cm x h. 3 cm (Ø 7" / 4-3/4" x h. 1")
La coppetta ospita fino 6 cavi elettrici
Canopy max 6 electric wires

CERTIFICATION

CE IP 20

ENERGY CLASS: A / A+ / A++
ENERGY LABEL AVAILABLE ON SLAMP'S WEBSITE

NUVEM ENTIRE COLLECTION



FINISHES



WHITE