

INSTALLATION MANUAL

JACK O' LANTERN LARGE PC1086

Table light



COMPONENTS OF PACKAGING:

marble base with metal frame, glass shade, metal fixture with power cable (2.4 m), cotton gloves, installation manual

WARNING:

The manufacturer assumes no liability for damage resulting from incorrect assembly. When unpacking the light, do so with regard for its material composition - the main components are made of glass.

Wear the cotton gloves included with the light when unpacking and assembling it.

Installation time: 10 minutes/1 person



BROKIS®

BROKIS S.R.O.
ŠPANIĚLOVA 1315/25
163 00 PRAHA 6 - ŘEPY
CZECH REPUBLIC

ORG. ID 64940799
VAT ID CZ64940799
C 42174 MĚSTSKÝ SOUD
V PRAZE

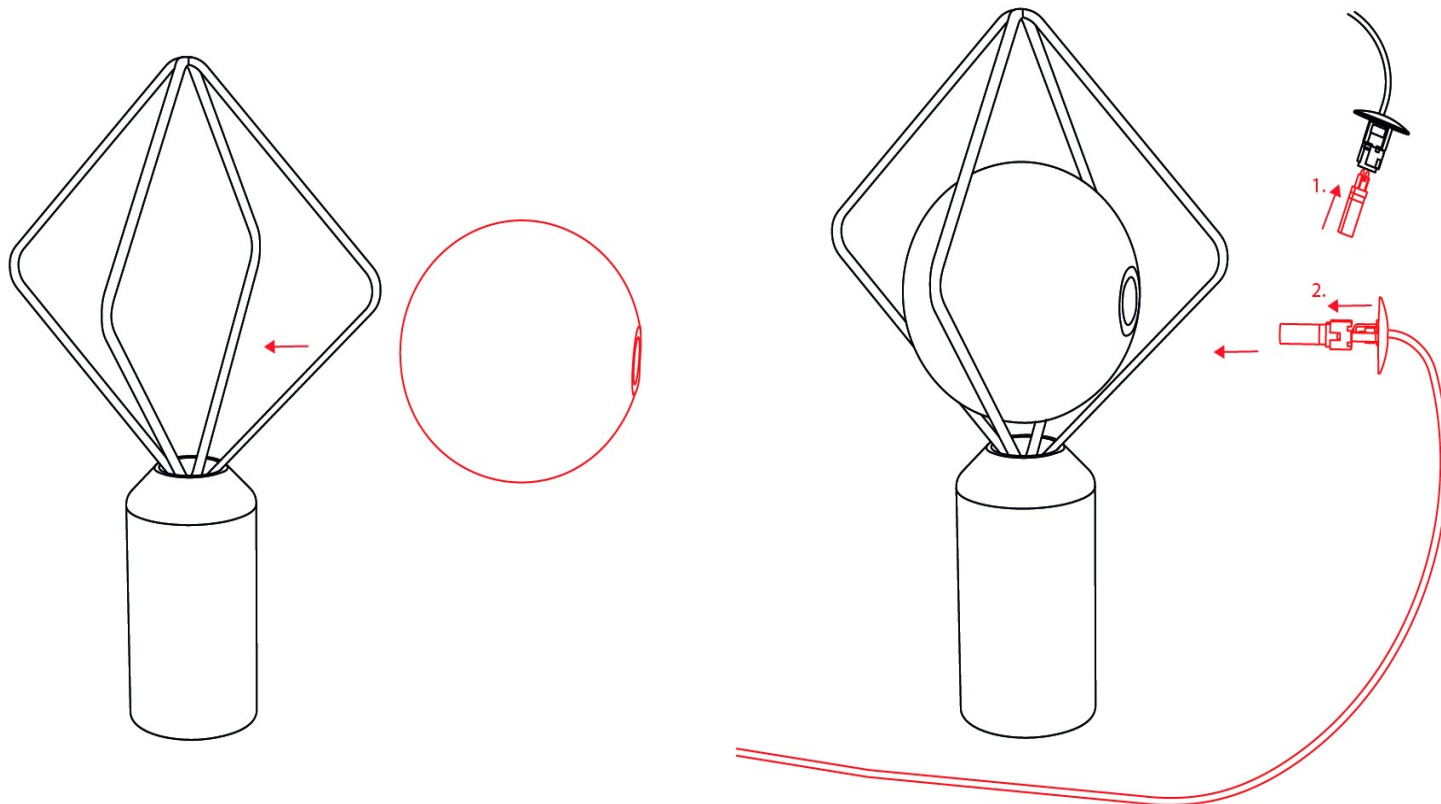
TEL +420 567 211 517
TECHNICAL@BROKIS.CZ
INFO@BROKIS.CZ
WWW.BROKIS.CZ

1. ASSEMBLING THE LIGHT

Wear the cotton gloves included with the light when unpacking and assembling it.

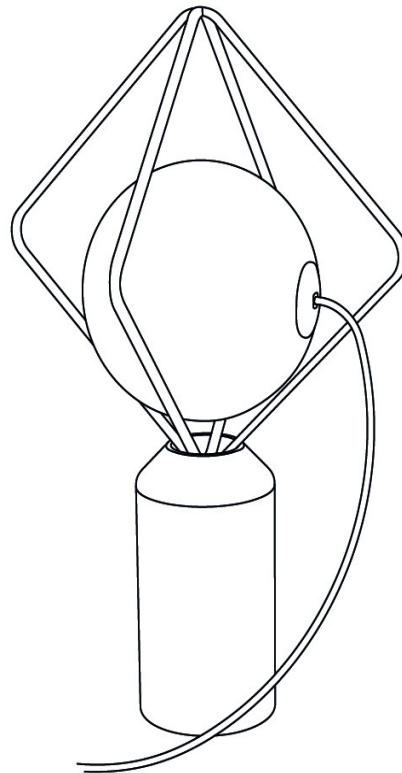
Position the glass shade in the metal frame. Do so with caution to avoid damage to the components.

Install the light source in the metal fixture and then carefully insert it into the glass shade, which is fitted with a magnetic ring. The magnets will secure the metal fixture to the glass shade. The metal fixture must contact the metal ring around its entire circumference.



2. SWITCHING ON THE LIGHT

Plug the power cable into an electrical outlet and verify that the light works properly.

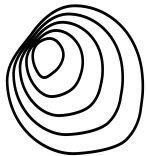




CLEANING THE GLASS

The light can be cleaned using common cleaning agents. Never use solvents or abrasives (scouring powder).

PRIOR TO SHIPPING, THE FUNCTIONALITY OF EACH LIGHT AND ITS COMPONENTS IS THOROUGHLY TESTED. THE MANUFACTURER ASSUMES NO LIABILITY FOR THE MISHANDLING OF PRODUCTS.



BROKIS®

BROKIS S.R.O.
ŠPANIĚLOVA 1315/25
163 00 PRAHA 6 - ŘEPY
CZECH REPUBLIC

ORG. ID 64940799
VAT ID CZ64940799
C 42174 MĚSTSKÝ SOUD
V PRAZE

TEL +420 567 211 517
TECHNICAL@BROKIS.CZ
INFO@BROKIS.CZ
WWW.BROKIS.CZ