

FLOS

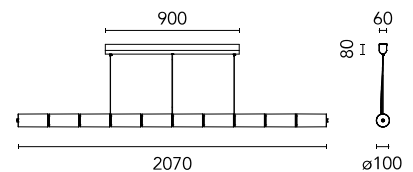
F3744000 Glass

Luce Orizzontale S2 NEW

Designed by Ronan & Erwan Bouroullec, 2022

145W - 6682lm - 2700K - CRI> 95

Suspended lamp consisting of interconnected glass modules that reach a length of 1.66 mt. (S1) 2.07 mt. (S2) 2.49 mt. (S3) with 2.70 m suspended power cable. The cylindrical transparent glass modules are created through an artisanal process by pouring the glass into a rotating mold to obtain an exclusive finish that makes each single piece unique. Internal structure in polished extruded aluminum equipped with two linear LED modules for direct and indirect lighting downwards. The modules can be easily removed and replaced in case of maintenance. The power supply unit and the Dali Dimmer are located within the ceiling rose while a touch control button, positioned on one end of the product, allows the luminaire to be controlled in three different modes. Control options available: TOUCH_ Features direct control via the touch button on the lamp. This option allows to dim and adjust the light intensity of both the up and down emission (individually or combined) from 10% to 100%. PUSH&TOUCH_ Features remote on/off control via Push button as well as dim and adjustability of the light intensity of both the up and down emission (individually or combined) from 10% to 100% through the touch button integrated on the lamp. DALI&TOUCH_ Features remote on/off control via DALI DT6 as well as dim and adjustability of the light intensity of both the up and down emission (individually or combined) from 10% to 100% through the touch button integrated on the lamp.



Are you a professional and your project needs consulting and support?

[BOOK AN APPOINTMENT](#)

Main specifications

EAN	8059607049877
Mounting	Suspension
Environments	Indoor dry location
Light Source Type	LED
LED type	LED Module
Power (W)	145
System flux (lm)	6682

Physical

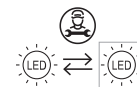
Colour	Glass
Length (mm)	2072
Net weight (kg)	34.5
Package volume (m3)	0.22
IP internal	20
IP external	20

Download

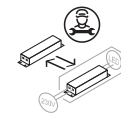
[Mounting instructions](#)



Ecodesign and Energy Labelling



Replaceable (LED only) light source by a professional



Replaceable control gear by a professional



Photometric

Lighting type	Indirect, Direct
Light distribution	Symmetric
CCT (K)	2700
CRI>	95

Electrical

Insulation class	I
Frequency (Hz)	50/60
Main voltage (Vac)	100-240
LED voltage Vf (Vdc)	null
LED current (mA)	600
Driver	Integrated
Dimmable	Yes
Dimming type	Dimmer on board
Dimming interface	Dimmer Integrated