

Nautilus,
Design by Andrea Tosetto

Model Nautilus

Strong design and leading-edge technology come together in this family of lamps characterised by a convex lens that projects the LED light wherever its needed or most preferred, for a truly efficient and personalised result. Versatile and dynamic, either on the wall, ceiling or suspended in a variety of versions and finishes, Nautilus lamps satisfy a full range of lighting needs, whether functional or purely decorative, in both residential and professional contexts.



Nautilus

Light source

Structure: Metal

Code
2700 K

Code
3000 K

LED
2700 K
12 W / 1115 lm
220–240 V
CRI 90
MacAdam 3–Step

 Matte White – 9010


165111

165114

 Matte Black – 9005

165112

165115

 Chrome

165113

165116

 Matte Champagne

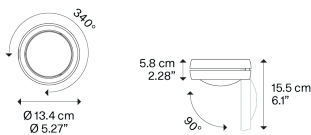
165133

165134

or

LED
3000 K
12 W / 1210 lm
220–240 V
CRI 90
MacAdam 3–Step

LED included



Net weight: 1.10 kg

Parcels: 1

CE

IP20

Energy Saving

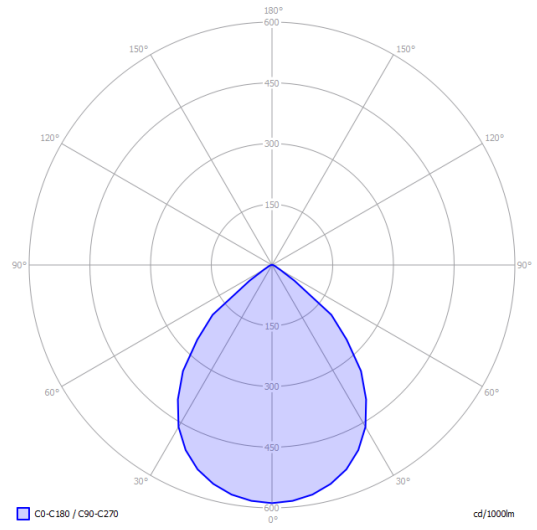
Dim Triac

ERC

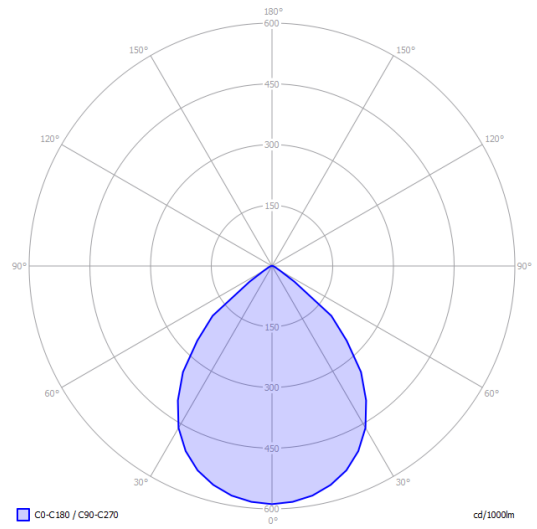
Nautilus

Polar diagram

LED
2700 K
12 W / 1115 lm
220–240 V
CRI 90
MacAdam 3–Step



LED
3000 K
12 W / 1210 lm
220–240 V
CRI 90
MacAdam 3–Step



Options of Nautilus



Nautilus Spot