

# MOON

Daide Groppi / 2005



Moon was created from the dream of bringing the moon inside your own home.  
The hand-made Japanese paper surface makes every lamp unique.  
Table and floor versions available.

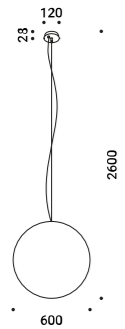
Moon nasce da un sogno, quello di portare la luna dentro casa.  
La superficie di carta giapponese, fatta a mano, rende unico ogni pezzo.  
Disponibile anche nelle versioni da tavolo e terra.

Suspension / Diffuse / Indoor

**Material** Japanese paper - PE  
**Finish** .00 Standard

**Note** Suspension luminaire. PE and Japanese paper shade. Matt white rose. AISI 304 stainless steel suspension cable. White cable. Compulsory moisture barrier bag packaging for air and sea shipping. MOON 60 DE: version with dual emission and on/off. Transparent cable. For air and sea shipping: moisture barrier bag packaging compulsory for all models and wooden crate specifically compulsory for MOON 120 and MOON 200 models.

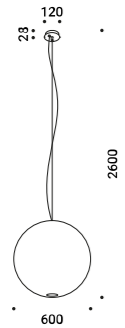
*Apparecchio illuminante a sospensione. Paralume in PE e carta giapponese. Rosone bianco opaco. Cavo di sospensione in inox AISI 304. Cavo bianco. MOON 60 DE: versione a doppia emissione ed accensione. Cavo trasparente. Per spedizioni aerea e via nave: sacco barriera obbligatorio per tutti i modelli e cassa in legno obbligatoria per modelli MOON 120 e MOON 200.*



**MOON 60**  
 Max 15W - E27  
 100-240V - 50/60Hz  
 ON/OFF  
 Bulb not included  
 CE IP20

Standard - ON/OFF

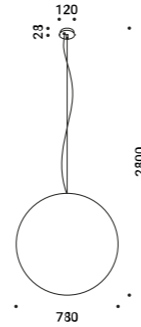
|1A2820000.00.00 |



**MOON 60 DE**  
 Dual emission  
 Max 15W - E27 + Max 10W - GU10  
 100-240V - 50/60Hz  
 ON/OFF  
 Bulb not included  
 CE IP20

Standard - ON/OFF

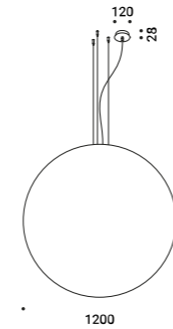
|1A2830000.00.00 |



**MOON 80**  
 Max 15W - E27  
 100-240V - 50/60Hz  
 ON/OFF  
 Bulb not included  
 CE IP20

Standard - ON/OFF

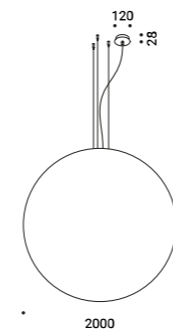
|1A2840000.00.00 |



**MOON 120**  
 Max 2x25W - E27  
 100-240V - 50/60Hz  
 ON/OFF  
 Bulb not included  
 CE IP20

Standard - ON/OFF

|1A2850000.00.00 |



**MOON 200**  
 Max 4x25W - E27  
 100-240V - 50/60Hz  
 ON/OFF  
 Bulb not included  
 Transport excluded  
 CE IP20

Standard - ON/OFF

|1A2860000.00.00 |

## Optional accessories / Accessori opzionali

## Bulbs / Lampadine



<b>LED - GU10 - PAR16</b>			Not included
220-240V - 5,5W - 25° 2700K - 355lm - CRI >97 Energy Efficiency G - Dimmable	MOON 60 DE	1Y0330770	



<b>LED - E27 - A60</b>			Not included
220-240V - 11,2W - 360° 2700K - 1521lm - CRI >90 Energy Efficiency D - Dimmable	MOON 60 / MOON 60 DE / MOON 80 / MOON 200	1Y0330790	



<b>LED - E27 - A150</b>			Not included
220-240V - 20W - 200° 2700K - 2452lm - CRI >80 Energy Efficiency E - Dimmable	MOON 120	1Y2160020	

## Suspension kits / Kit di sospensione



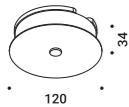
<b>Sloped rose suspension kit / Kit di sospensione per rosone inclinato</b>			Not included
Nickel plated - 1 Piece	MOON 60 / MOON 60 DE / MOON 80	1A0520000.00.00	



<b>Sloped ceiling suspension kit / Kit di sospensione per soffitto inclinato</b>			Not included
Nickel plated - 1 Piece	MOON 120	1A0510000.00.00	



<b>Decentralization kit / Kit decentratore</b>			Not included
		1A0360000.00.00	



<b>Kit ceiling rose and decentralizer / Kit rosone e decentratore</b>			Not included
Matt White	White cable 3 m included	1A0770300.00.00	
Matt Black	Black cable 3 m included	1A0770400.00.00	

## Optional accessories / Accessori opzionali

## Other accessories / Altri accessori

<b>Moisture barrier bag / Sacco barriera</b>			Not included
Packaging for air and sea shipping	MOON 60 / MOON 60 DE	4A2820010	

<b>Moisture barrier bag / Sacco barriera</b>			Not included
Packaging for air and sea shipping	MOON 80	4A2840010	

<b>Moisture barrier bag / Sacco barriera</b>			Not included
Packaging for air and sea shipping	MOON 120	49860020	

<b>Moisture barrier bag / Sacco barriera</b>			Not included
Packaging for air and sea shipping	MOON 200	48780030	

<b>Wooden crate / Cassa in legno</b>			Not included
Packaging for air and sea shipping	MOON 120	49860010	

<b>Wooden crate / Cassa in legno</b>			Not included
Packaging for air and sea shipping	MOON 200	48780020	