

ORPHEUS LED

astro

GENERAL

LOCATION:	Bathroom
CLASS:	CE (Class III)
IP RATING:	IP65
BATHROOM ZONE:	Zone 1, 2, 3
VOLTAGE:	Constant Current 700mA
INSTALLATION ORIENTATION:	Wall Mount - Vertical
MAIN MATERIAL:	Metal - Zinc
DIMENSIONS:	H: 70mm W: 70mm D: 57mm
CUT OUT HOLE:	Ø: 51mm/2in
RECESS DEPTH:	80
FIRE RATING:	Not Applicable
CABLE LENGTH:	Not Applicable
GROSS WEIGHT:	0.42Kg

LAMP

LIGHT SOURCE:	HIGH POWER LED
MAXIMUM WATTAGE:	2W
LAMP INCLUDED:	Yes (Integral)
MAXIMUM LAMP LENGTH:	Not Applicable
LUMINOUS FLUX:	65.6lm
COLOUR TEMP:	2700K
CRI:	90
R9:	25.5
MACADAM ELLIPSE:	3-Step
TILT ADJUSTABLE ANGLE:	Not Applicable
ROTATION ADJUSTABLE ANGLE:	Not Applicable
AVERAGE LIFESPAN:	60,000hrs
L70:	>60,000 hours
BEAM ANGLE:	71.3

ELECTRICAL

SWITCHED:	No
DIMMABLE:	Yes
DIMMING METHOD:	Control Gear Dependent
DRIVER INCLUDED:	Not Applicable
DRIVER OUTPUT CURRENT:	Not Applicable
DRIVER OUTPUT VOLTAGE:	Not Applicable
SUPPLY FREQUENCY:	Not Applicable
DRIVER/BALLAST VOLTAGE:	Not Applicable
DRIVER AVERAGE LIFESPAN:	Not Applicable
EFFICACY:	15.8

ADDITIONAL INFORMATION

SHADE INCLUDED:	Not Applicable
SHADE MATERIAL:	Not Applicable
F MARK:	Suitable for mounting on flammable materials



CODE: 1348001 (7369)
FINISH: POLISHED CHROME



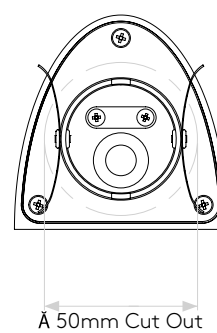
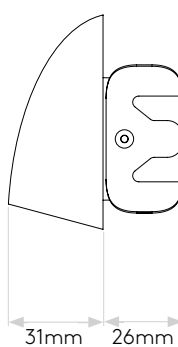
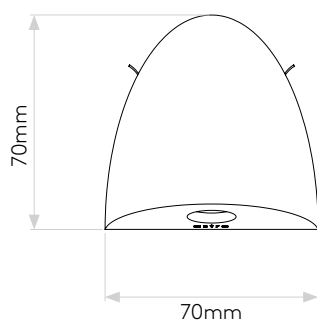
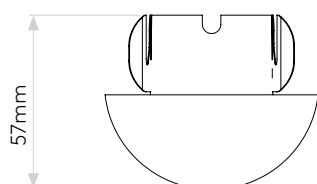
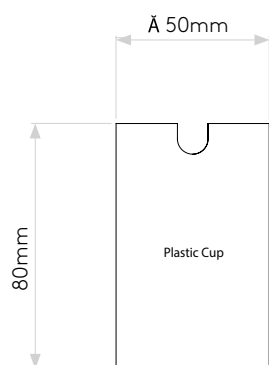
CODE: 1348002 (7370)
FINISH: MATT WHITE

TO MAINTAIN THIS PRODUCT TO ITS BEST CONDITION, PLEASE VIEW OUR CARE AND CLEANING GUIDE ON THE SUPPORT SECTION OF THE ASTRO WEBSITE.

Pour entretenir au mieux ce produit, veuillez consulter notre guide d'entretien et de nettoyage, dans la rubrique d'aide sur le site Web d'Astro.

Um dieses Produkt im besten Zustand zu erhalten, beachten Sie bitte unseren Leitfaden zu Pflege und Reinigung im Abschnitt „Support“ auf der Astro-Website.

Per mantenere questo prodotto nelle sue migliori condizioni, consultare la nostra guida per la manutenzione e la pulizia nella sezione dedicata all'assistenza del sito Web Astro.



Please note that some dimensions may vary slightly due to manufacturing tolerances, this includes cable entry and fixing holes

Veuillez noter que certaines dimensions peuvent varier légèrement en raison des tolérances de fabrication, y compris l'entrée de câble et les trous de fixation.

Bitte beachten Sie, dass die Maße Fertigungstoleranzen unterliegen und daher in geringem Umfang von der angegebenen Größe abweichen können. Dies gilt auch für Kabeleingänge und Befestigungslöcher.

Si prega notare che possono esserci piccole variazioni in alcune dimensioni dovute alle tolleranze di produzione, queste includono l'ingresso del cavo e i fori di fissaggio.