



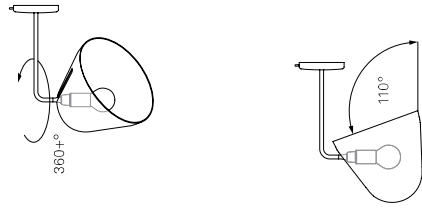
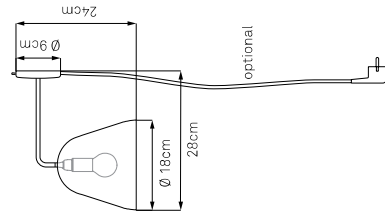
NYTA



Tilt Wall



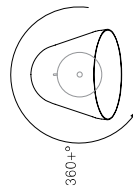
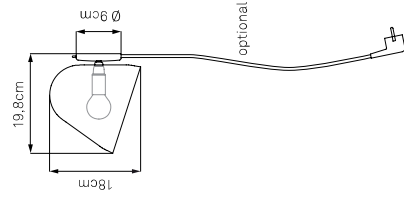
Lamp shade: Aluminium w/ matt finish or solid brass
Mounting: Aluminium w/ matt finish, stainless steel
Cord (optional): Cloth-covered, 3m / 10ft, 6 colour choices
Light Source: E14, max. 46W
Tilt angle: max. 110°
Swivel: 360+°
Dimensions: H: 24cm / 9.5in, W: 18cm / 7in, D: 28cm / 11in
Weight: 0.9kg / 32oz
Energy classes: This luminaire is compatible with bulbs of the energy classes A++ to E



Tilt Wall Short



Lamp shade: Aluminium w/ matt finish
Mounting: Aluminium w/ matt finish, stainless steel
Cord (optional): Cloth-covered, 3m / 10ft, 6 colour choices
Light Source: E14, max. 46W
Swivel: 360+°
Dimensions: H: 18cm / 7in, W: 18cm / 7in, D: 19.8cm / 7.8in
Weight: 0.6kg / 21oz
Energy classes: This luminaire is compatible with bulbs of the energy classes A++ to E



Leuchtschirm: Aluminium lackiert
Wandbefestigung: Aluminium lackiert, Edelstahl
Kabel (optional): Textilkabel, 3m, in 6 Farben erhältlich
Leuchtmittel: E14, max. 46W
Drehwinkel: 360+°
Maße: H: 18cm, B: 18cm, T: 19.8cm
Gewicht: 0.6 kg
Energieklassen: Diese Leuchte ist geeignet für Leuchtmittel der Energieklassen A++ bis E

