

FLOS

 F0995035 Tomato

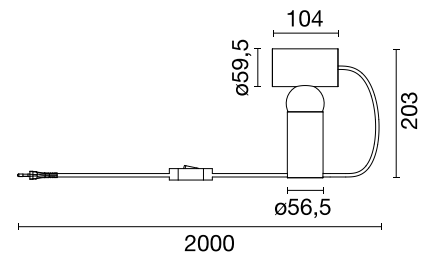
Bilboquet

Designed by Philippe Malouin, 2023



LED retrofit - 7.5W

Table lamp with adjustable head. Integrated LED bulb and cut-off providing direct lighting. Body made of a special pigmented polycarbonate deriving from a by-product of paper production rather than from petroleum. Adjustability through steel sphere treated with protective layer deposited in PVD. Useful length of the cable 2 mt. The cable can be adjusted and locked in place through a special slit in the base of the lamp. The product has been designed according to the ISCC standards and it is assembled with total absence of glued components so that it can be completely separated for future recyclability.



Are you a professional and your project needs consulting and support?

[BOOK AN APPOINTMENT](#)

Main specifications

EAN	8059607059203
Mounting	Table
Environments	Indoor dry location
Light Source Type	Bulb
Lamp category	LED retrofit
Lamp holders	GU10
Number of heads	1
Power (W)	7.5
System power (W)	7.5

Physical

Colour	Tomato
Length (mm)	104
Cord length (mm)	2000
Net weight (kg)	1.8
Package height (mm)	95
Package width (mm)	300
Package length (mm)	380
Package volume (m3)	0.01
IP internal	20
IP external	20

Download

Mounting instructions [↓ PDF](#)

Photometric Files

LDT / IES [↓ ZIP](#)

Technical Drawings

3D [↓ ZIP](#)



<https://professional.flos.com/en/global/product/bilboquet-f0995035/>

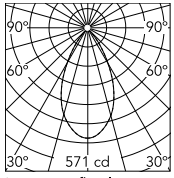
F0995035

©2022 Flos - P.IVA 00290820174 - 5/30/2024

professional.flos.com | info@flos.com 1/3

In our constantly evolving world and business, technical upgrades happen every day. This means all product specifications and data are subject to change without warning in order to improve reliability, function, performance or otherwise. We make every effort to ensure the accuracy of our product images, however due to different lighting and screens used for viewing, the colours may vary. Images are indicative of the quality and style of the product but may not represent the precise details of the product you receive. This is because we are constantly working to make improvements. For aesthetic reasons, cables and/or electrical elements are often not shown. Refer to technical data sheets for all technical data. Images and colours are not part of any contract or warranty in any way.

Schematic light drawing



Beam Angle: 54°

h(m)	E(lx)	D(m)
1	571	1.01
2	143	2.02
3	63	3.02
4	36	4.03
5	23	5.04

Luminous flux Luminaire
615 lm

Photometric


Light distribution

Symmetric

Electrical

Insulation class	II
Frequency (Hz)	50/60
Main voltage (Vac)	220-250
Dimmable	No
Dimming interface	Switch Integrated (Not Dimmable)
Plug type	Type C
Batteries inside	No

Bulbs



INCLUDED

RF35612

Non Dimable Bulb 2700K 7,5W

220-240V