


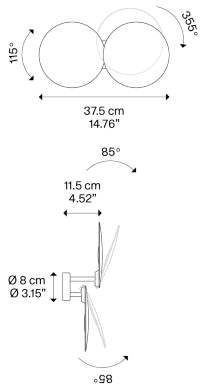
Puzzle Round,
Design by Studio Italia Design

Model Puzzle Round double

With its soft shapes, flexible joints and LED light source, Puzzle Round can be adjusted at will to create striking light effects on walls and ceilings. The unobtrusive aesthetics and the three available finishes make it perfect for the most varied living contexts.



Puzzle Round double



Light source




LED
2700 K
2 × 16 W / 3400 lm
220–240 V
CRI 92
MacAdam 3–Step

or

LED
3000 K
2 × 16 W / 3600 lm
220–240 V
CRI 92
MacAdam 3–Step

LED included

Structure: Metal

 Matte White – 9016
 Coppery Bronze
 Matte Black – 9005

Code
2700 K

159003

Code
3000 K

159004

159008

159006

159011

159012

Net weight: 1.10 kg

Parcels: 1



IP20

Energy Saving 

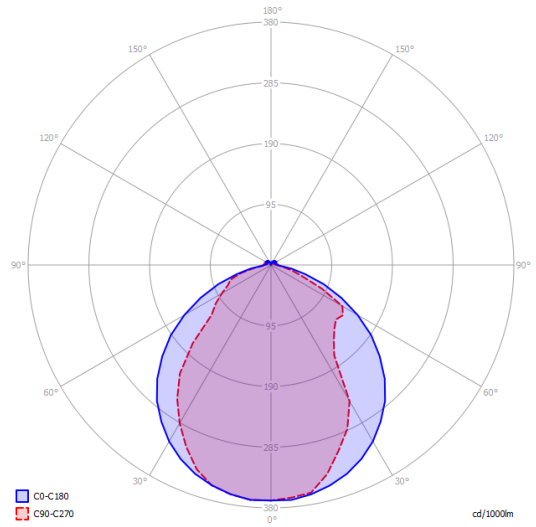
Dim Triac 



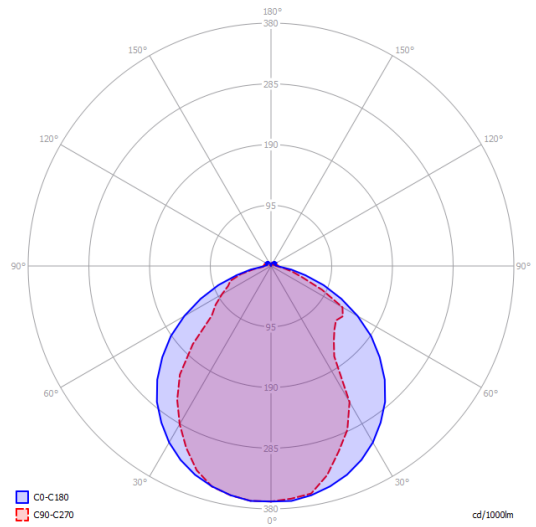
Puzzle Round double

Polar diagram


LED
 2700 K
 2 × 16 W / 3400 lm
 220–240 V
 CRI 92
 MacAdam 3–Step



LED
 3000 K
 2 × 16 W / 3600 lm
 220–240 V
 CRI 92
 MacAdam 3–Step



Options of Puzzle Round



Puzzle Round single