


Puzzle Round,
Design by Studio Italia Design

Model Puzzle Round single

With its soft shapes, flexible joints and LED light source, Puzzle Round can be adjusted at will to create striking light effects on walls and ceilings. The unobtrusive aesthetics and the three available finishes make it perfect for the most varied living contexts.



Puzzle Round single

Light source

Structure: Metal

Code
2700 K

Code
3000 K

LED
2700 K
16 W / 1700 lm
220–240 V
CRI 92
MacAdam 3–Step

 Matte White – 9016

159001

159002

 Coppery Bronze

159007

159005

 Matte Black – 9005

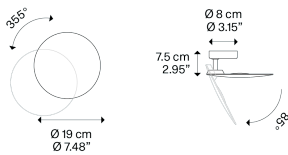
159009

159010

or

LED
3000 K
16 W / 1800 lm
220–240 V
CRI 92
MacAdam 3–Step

LED included



Net weight: 0.60 kg

Parcels: 1



IP20

Energy Saving 

Dim Triac 

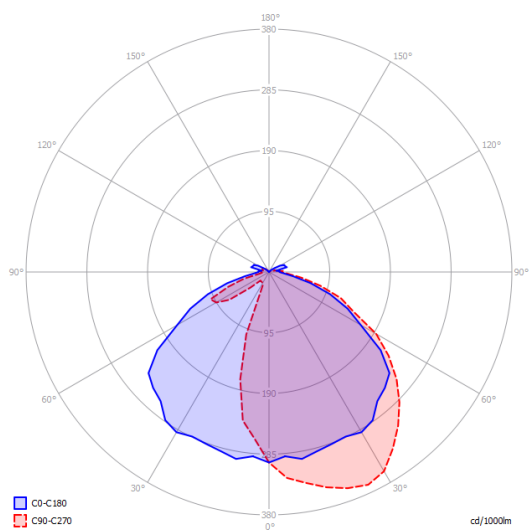


LODES

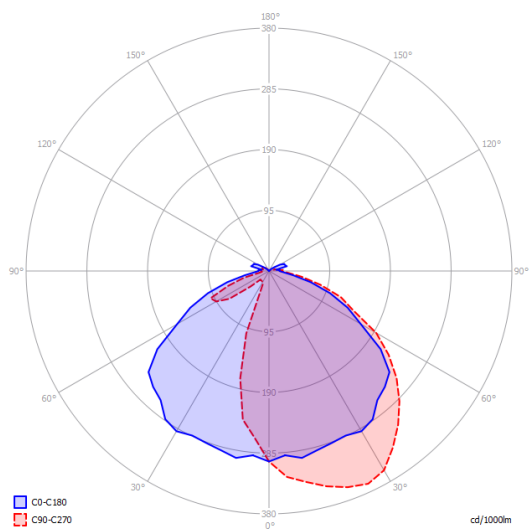
Puzzle Round single

LED
 2700 K
 16 W / 1700 lm
 220-240 V
 CRI 92
 MacAdam 3-Step


Polar diagram



LED
 3000 K
 16 W / 1800 lm
 220-240 V
 CRI 92
 MacAdam 3-Step



Options of Puzzle Round



Puzzle Round double