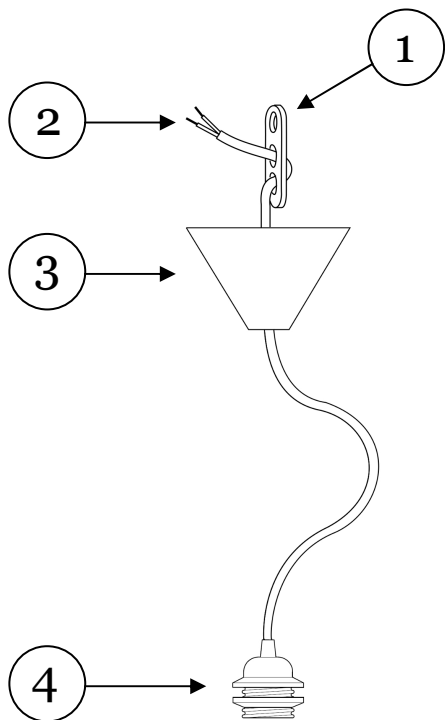


# users guide



1. Cable is attached to ceiling hook with plastic loop. Length can be adjusted by sliding cable through loop. Cable length is 2 meters.

2. Electrical wire is connected to mains power.

### **Important notice :**

Make sure power is turned off !

Always use a professional for electricity installations!

3. Ceiling cup is pushed up against ceiling. Secure cup to it's place with tightening screw.

4. E27 lamp holder is attached to lamp shade. Please tighten lamp holder ring securely.

5. Attach light bulb to lamp holder. Max 60W !

### **Important notice :**

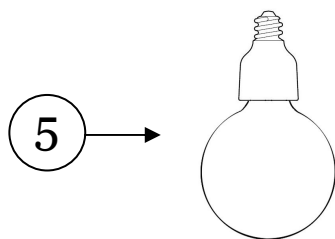
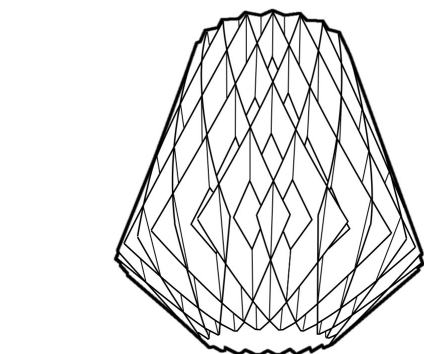
Use max 60W light bulbs only !

We recommend using type G40 compact fluorescent lights ( CFL ), also known as "Globe" bulbs.

For example:

OSRAM DULUXSTAR GLOBE 18W

MEGAMAN GLOBE 20W



# **pilke 36**

PENDANT LIGHT

**SHOWROOM  
FINLAND**

Pohjoisranta 2 E 1  
00170 Helsinki, Finland  
tel +358 9 6811 940  
fax +358 9 6811 9450  
info@showroomfinland.fi  
www.showroomfinland.fi